


Reduce Wait Time

Math




Reduce Wait Time

Science




Reduce Wait Time

Reading



Reduce Wait Time

Writing




Reduce Wait Time

Listening Center




Reduce Wait Time

Language Arts




Reduce Wait Time

Puzzles



Reduce Wait Time


Social Studies



Reduce Wait Time--Experience Cards

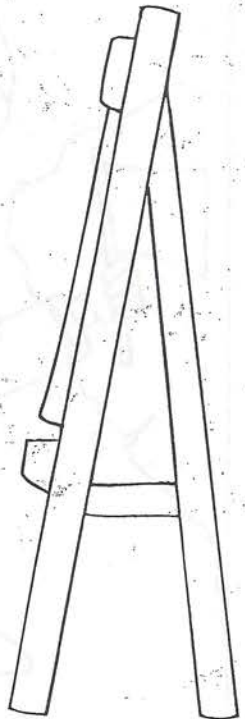
Reduce Wait Time

Health



Reduce Wait Time

Art




Reduce Wait Time

Music



Reduce Wait Time

Library



Reduce Wait Time

Foreign Language




Reduce Wait Time

Gross Motor Center




Reduce Wait Time

Centers



Reduce Wait Time

Free Choice



Reduce Wait Time

Opening

Today's Events

Names					

This illustration shows a teacher's hand pointing to a calendar titled "Today's Events". The calendar has a header "Names" and a grid of empty boxes. Two children, a girl with a large bow in her hair and a boy with curly hair, are looking at the calendar.

Reduce Wait Time

Closing

Today's Events

Names					
	✓				
		✓			
			✓		
				✓	
					✓

This illustration shows a teacher's hand pointing to the same "Today's Events" calendar. The calendar now has checkmarks in several boxes. Three children are looking at the calendar.

Reduce Wait Time

Restroom

This illustration shows a girl standing in a hallway. To her left is a door labeled "BOYS" with a male figure icon. To her right is a door labeled "GIRLS" with a female figure icon. The girl is looking towards the camera.

Reduce Wait Time

Lunch

This illustration shows a girl sitting at a table during lunch. She is holding a sandwich and has a carton of juice next to her. There is a paper bag on the table.


Reduce Wait Time

Recess




Reduce Wait Time

Rest




Reduce Wait Time

Sustained Silent Reading



Reduce Wait Time



Entering the Classroom

Enter room.



Entering the Classroom

Put lunches away.




Entering the Classroom

Hang up coats.




Entering the Classroom

Check library books.



Sharpen pencils.



Use the restroom.



Sign in.




Register for lunch.




Entering the Classroom

Register for milk.



Entering the Classroom

Finish homework.




Entering the Classroom

Put name tag on.




Entering the Classroom


Check on daily chore.




Eat breakfast.



Brush teeth.



Take money to "bank."





Talk with a friend.




Register for Lunch

In schools where hot lunch is served, an accurate lunch count is necessary early in the day. This is another time teachers call each child's name—time consuming and a wait time for children. Either the time has to be eliminated or shortened. Have students sign up for lunch in the same way they do for attendance. Label each can for the type of lunch children want. Some of the older children can transfer the names to the official lunch report by placing an X near each child's name as they go through the names in the cans.



Register for Milk

Take the milk count the same way as the lunch count. Children take a name stick and place it in a white milk carton, a chocolate milk carton or a paper cup to indicate what they will have to drink with snack or lunch.



Check on Daily Chores

When children enter the classroom, they should consider it their classroom. Because it is theirs, it is their responsibility to care for it. Take photographs of children doing different chores in the room. Place these photographs on theme or seasonal punch-outs, placing self-adhesive magnetic strips to the back, near the top of the punch-out. Ask children to help name each task. Write the name of the task on the punch-out. Place the strips on a metal board, a filing cabinet or pin to a bulletin board.



Each child has a name card that also has a self-adhesive magnetic strip attached to the back. The name cards are placed on the punch-out chore, held by the magnets. One of the tasks is to change the chore chart daily. Another task is to be a substitute for students who are absent. Try to make sure that each child has some responsibility each day. Or make buttons from the pictures on pages 61 to 68 and allow the children to wear the button for the task appropriate to the day. Make pictures in circles the size of circle button makers.

Boys' Line Leader




Girls' Line Leader




Entering the Classroom

Light Switcher




Entering the Classroom

Boys' Lunch Counter



Entering the Classroom

Boys' Line Caboose



Entering the Classroom

Girls' Line Caboose



Trash Collector



Gardener



Milk Person



Paper Passer



Entering the Classroom

Pet Handler



Entering the Classroom

Noise Controller



Entering the Classroom

Coat Monitor



Entering the Classroom

Pencil Sharpener




Paper Collector



Librarian



Napkin Folder



Straw Placer




Entering the Classroom

Messenger



Entering the Classroom

Calendar



Entering the Classroom

Meteorologist




Entering the Classroom

Floor Monitor



Block Monitor



Puzzle Monitor



Art Center Monitor




Tape Player




Entering the Classroom

Record Player



Entering the Classroom

Substitute



Entering the Classroom

Chore Changer

CHORES



Entering the Classroom

Girls' Lunch Counter




Nursery Rhymes, Songs, Chants and Poems

Post a set of nursery rhymes, songs, chants or poems in various spots in the room. Use them when it is time for students to stop what they are doing, chime in, clean up and move to the next activity. For example, nursery rhymes may be the cue to go from group time to centers; songs are the cue to clean up centers and get in line for recess; etc.



The pictures that follow may be copied, colored and posted. As a rhyme, song or poem is learned, take time to color the pictures and hang them up.

Periodically during the year or as they are learned, have the children color a copy of the rhymes, songs and poems that they know and put them in a book of Rhymes I Know. If students are old enough they can write a copy of the rhyme, song or poem to go along with the picture, using whatever invented spellings are needed.




Switching Signals

Hey, Diddle, Diddle



Switching Signals


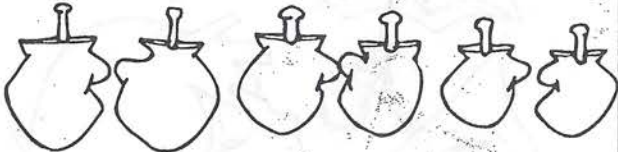
Rub a Dub Dub



Switching Signals

Switching Signals

Three Little Kittens




Switching Signals

Rain, Rain, Go Away




Switching Signals

Pussy Cat, Pussy Cat



Switching Signals

Pat-a-Cake



Switching Signals

Wee Willie Winkie




Switching Signals

To Market, to Market




Switching Signals

Ladybug, Ladybug



Switching Signals

Old Woman and the Shoe



Switching Signals


Switching Signals

Old Mother Hubbard



Switching Signals

Jack and Jill



Switching Signals

Diddle, Diddle, Dumpling



Switching Signals

Old King Cole




Switching Signals

Little Bo Peep



Switching Signals

Little Miss Muffet



Little Jack Horner



Jack Sprat



Jack Be Nimble



There Was a Crooked Man



Switching Signals

Peter, Peter, Pumpkin Eater



Switching Signals

Mistress Mary



Switching Signals

Georgie Porgie




Switching Signals


Hickety Pickety My Black Hen




Songs We Know




Songs I Know



London Bridge



Three Blind Mice




Switching Signals

Ring Around the Rosie




Switching Signals

Sing a Song of Sixpence




Switching Signals

Twinkle, Twinkle, Little Star




Switching Signals


Little Bunny Foo Foo



The Ants Go Marching



If You're Happy and You Know It



Row, Row, Row Your Boat




Mary Had a Little Lamb



Switching Signals

ABCs




Switching Signals

Baa Baa Black Sheep



Switching Signals

There Were 10 in the Bed




Switching Signals

The Old Woman Who Swallowed a Fly




Yankee Doodle



Bear Went over the Mountain



Hot Cross Buns

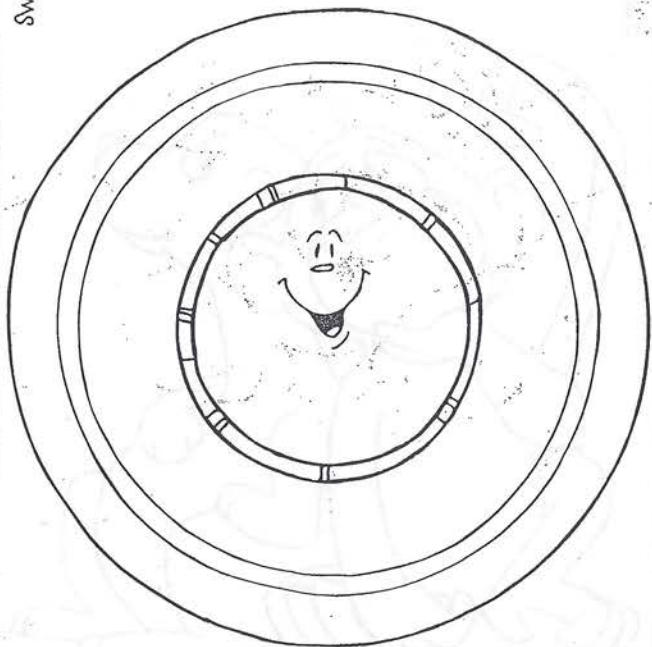


Rig-a-Jig-Jig




Switching Signals

There's a Little Wheel



Switching Signals

Oats, Peas, Beans and Barley Grow



Switching Signals

Love Somebody, Yes I Do!

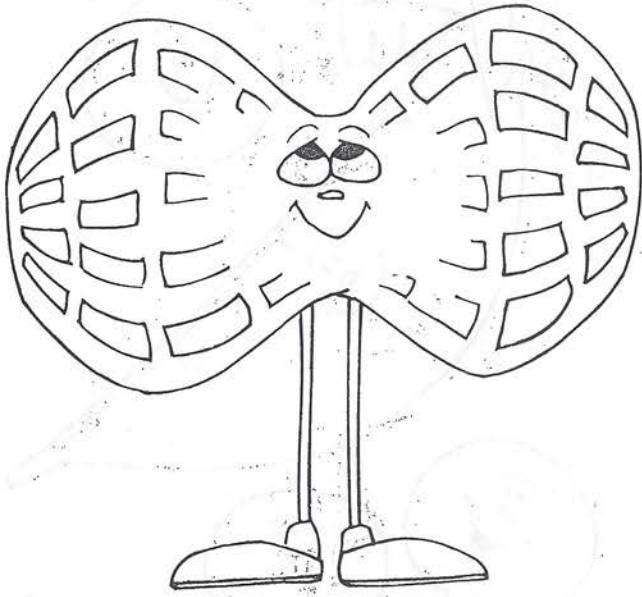


Switching Signals


Are You Sleeping?



Found a Peanut




Pop Goes the Weasel



It's Raining; It's Pouring




Hickory, Dickory, Dock



Switching Signals

Eensy Weensy Spider



Switching Signals

Little Sir Echo




Switching Signals

Six Little Ducks That I Once Knew




Switching Signals

Down by the Station




Poems and Chants We Know



Poems and Chants I Know



Five Little Monkeys



Teddy Bear, Teddy Bear



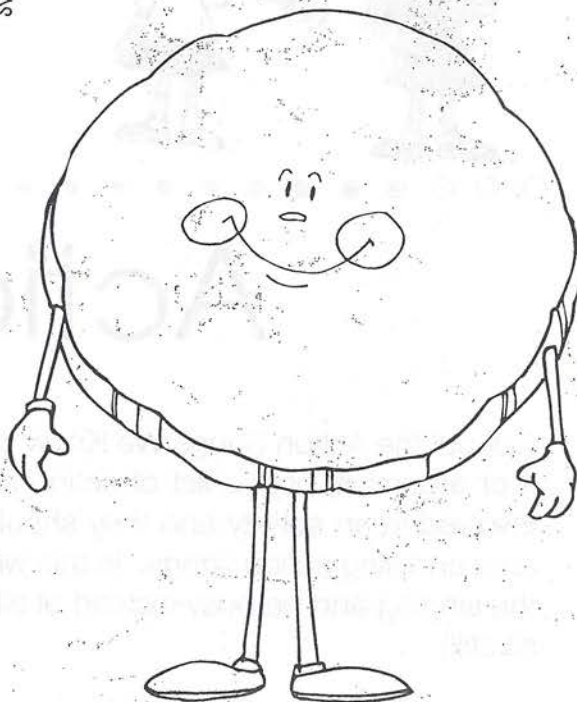
Switching Signals

Thirty Days Hath September




Switching Signals

Shel Silverstein's Pancake?




Switching Signals


Shel Silverstein's Two Boxes



Switching Signals

Shel Silverstein's Spaghetti







Action Songs

Cut out the Action Songs We Know card and post it near the large group gathering area. Below it or around it, post a list of action songs the children know or will learn. When students are involved in an activity and they should come to circle or large group time, go to the gathering area and sing action songs. In this way, children can clean up and come right to the area, join in the singing and be busy instead of sitting and waiting (and getting in trouble because they can't sit still).

Action Songs We Know



Action Songs I Know




Action Songs

Looby Loo



Action Songs

The Farmer in the Dell




Action Songs

This Is the Way We Wash Our Clothes



Action Songs

Hokey Pokey




Action Songs

Where Is Thumbkin?



Action Songs


This Little Piggy Went to the Market



Action Songs

Action Songs

The Wheels on the Bus




Action Songs

Head and Shoulders, Knees and Toes



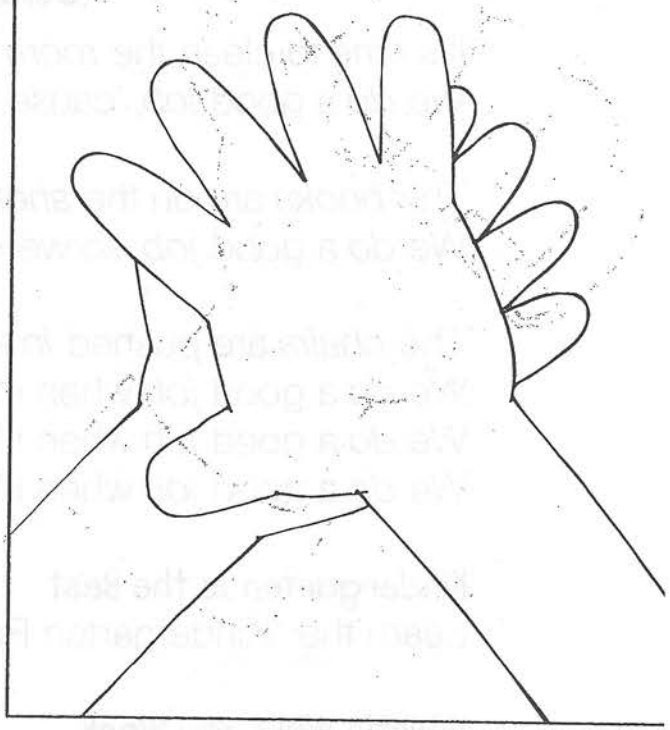
Action Songs

The Noble Duke of York



Action Songs

Clap, Clap, Clap Your Hands



Action Songs

Did You Ever See a Lassie/Laddie?



Action Songs

If You're Happy and You Know It

